



HAND CRAFTED BY AUSTRALIA'S MOST AWARDED LUXURY MOTOR YACHT BUILDER

REDISCOVER THE SPIRIT OF ADVENTURE



465 SUV

Edition 23.2

TWO SPECTACULAR MOTOR YACHTS IN ONE

Picture life on board your brilliant new Riviera SUV adventure yacht, surrounded in luxury, totally relaxed and taking every opportunity to create precious memories your friends and loved ones will remember forever.

The Riviera design team in collaboration with 4D Designs have created a stunning addition to the Riviera SUV Collection. A perfect fusion of the high-performance and wide-open cockpit of Riviera's Flybridge Motor Yachts and the luxurious, single-level alfresco entertaining-style of the award-winning Riviera Sport Yachts.

Take the helm of two spectacular motor yachts in one – and experience one great adventure after another.

RIVIERA SUV COLLECTION

395 • 445 • 465 • 505 • 545 • 585 • 645



“On behalf of the 900-strong Riviera team, I am proud to introduce our superb 465 SUV, created to Riviera’s world-class standards on Australia’s Gold Coast.”

A handwritten signature in black ink, which appears to read 'Rodney Longhurst'. The signature is fluid and cursive.

Rodney Longhurst
Owner - Riviera





ADVENTURER MEETS ENTERTAINER

Our SUV motor yachts are truly unique. Single-level luxury entertainers with heritage seakeeping capabilities. Brilliant from the keel up, the Riviera 465 SUV has the liveability of a much larger vessel. Flowing out from the saloon, enjoy the comfort, style and ambiance of an alfresco deck.

Accommodation is equally impressive – with three magnificent staterooms and two bathrooms – while the generous, open cockpit is always ready for watersports action. From bow to boarding platform, you'll relish the Riviera attention to detail, handcrafted luxury and easy-to-use technology that makes boating even more enjoyable.





WELCOME ABOARD

Step easily aboard and enter via the port or starboard transom doors. At anchor, both these doors open outward extending the cockpit out to the large boarding platform. Discreet design ideas such as these make the 465 SUV feel like a much larger vessel.

An optional hydraulic lifter makes it easy to launch or retrieve watercraft, and the swim platform serves as your private beach when partly submerged – perfect for water sports or children.

Entertaining is easy with a fridge/freezer, icemaker, barbecue station and wet bar. Imagine your family and friends in the cockpit now – it's sunset and you've found the ideal anchorage in a secluded bay, everyone is relaxed and enjoying refreshments as stories of the day's activities are shared.

FISHING COCKPIT

Whilst a pump-out fish bin and wash-down are included, there are several cockpit options to further inspire fishing enthusiasts, including: a live bait tank; port and starboard power sockets for electric reels and downriggers; padded bolster around the cockpit coaming, and; heavy-duty stainless steel rod holders.







THE VERY BEST OF LIVING

The alfresco deck effectively increases the saloon-level living area by a third. A beautiful space, offering privacy and protection from the weather, this is the entertaining centre of your yacht. To appreciate this clever design, slide open the tinted glass door, then open out the large, tinted glass awning window. Now the alfresco deck connects and flows through to the saloon and galley. Twin electric sunroofs glide open at the press of a button to invite fresh air, the warmth of the sun or the sparkle of the stars.

The portside lounge with matching ottoman is complemented by a superbly-crafted folding teak table. A large, insulated icebox is located under the seat with refrigeration as an option. The starboard lounge is very versatile with an infill cushion that easily converts the lounge into a superb daybed – perfect for lazy afternoons. A popular alfresco option is a portside TV that folds down for those important moments that must be seen and shared live.

RELAXATION ON THE FOREDECK

Riviera SUV adventure yachts feature wide side decks with raised coamings illuminated in soft blue LED light, the sure-footed grip of non-skid surfaces and the reassuring support of 316 marine-grade stainless steel handrails all designed to make movement aboard confident.

The option of a double sunpad with adjustable backrests makes the foredeck the perfect spot to stretch out and relax at anchor.





GOURMET GALLEY

Filled with natural light, the galley of your 465 SUV has all the features of a designer kitchen. Premium appliances are beautifully integrated into the handcrafted Riviera joinery of varnished exotic timbers. The generous storage is well-organised with built-in overhead lockers, a pantry and crockery drawers. Solid surface benchtops, electric cooktop, rangehood, combination microwave oven, dual door fridge/freezer and the option of a drawer-style dishwasher complete the galley wish list creating an inspired space.

SETTLE INTO LUXURY

Opposite the galley is a bar/servery with a drawer fridge and drinks cabinet for bottles and glassware. Moving forward is a generous and luxurious U-shaped lounge dining area with a solid timber folding table. A premium sound system is waiting to entertain, hidden in the handcrafted cabinetry. Lower the window blinds and the saloon becomes a cinema room with a large LED TV tilting up into place on the port dash.





TAKE COMMAND

Take command of this beautiful Riviera 465 SUV. Your helm is a state-of-the-art command station brimming with touchscreen navigation and operation. Visibility is outstanding through the curved tempered glass windscreen. Captain and companion chairs are hand-stitched, fully adjustable and deeply comfortable. The mood is pure luxury.

TOTAL CLIMATE CONTROL

Reverse-cycle air conditioning keeps you and your guests comfortable throughout the yacht when you're cruising on a perfect day. Slide back the large saloon electric sunroof and side windows to welcome the fresh sea air flow-through.



THREE STATEROOMS TWO BATHROOMS


The accommodation deck boasts three impressive staterooms, two bathrooms and a level of appointments normally associated with the finest hotels and larger yachts. Step down from the saloon to a timber-finished companionway with the discreet guiding glow of soft LED lighting. For added comfort, all staterooms and bathrooms feature reverse-cycle air conditioning.

FORWARD MASTER STATEROOM WITH PRIVATE BATHROOM

Your master suite is bathed in natural light through large, tinted hull windows with two hatches above to invite fresh air at anchor. The walk-around island bed is a generous double crowned by a feature headboard in concert with lush deep pile carpet. There's ample storage space with timber-finished overhead cabinets port and starboard, under-bed drawer storage and two cedar-lined hanging lockers. A flush-mounted LED TV and sound system are waiting to entertain.

DESIGNER ENSUITE

Beautifully handcrafted vanity cabinet, solid surface benchtop with porcelain basin, frameless glass door, teak shower step and opening hatch above – the mood is thoughtful, spacious, luxurious.









TWIN GUEST STATEROOMS

The two aft staterooms of the 465 SUV are the image of luxury, comfort and style. And there's a choice of layouts to accommodate growing families and friendships. You may want both suites as two fixed adult-size single beds, or prefer a generous double for the port stateroom. Whichever layout you choose, guests in both staterooms will enjoy natural light through large, tinted hull windows with opening porthole, ample storage, cedar-lined hanging locker, bedside table and lush deep pile carpet. Entertainment options include an LED TV and sound system.

GENEROUS GUEST BATHROOM

The aft staterooms share a generous, dual-access, designer bathroom which doubles as an ensuite to the port stateroom and a day head. Luxury appointments include a solid surface benchtop with porcelain basin, full-sized shower with teak step and frameless glass door – plus the beauty of natural light through the tinted hull window with opening hatch above.

PACK A LITTLE LIGHTER

Optional for your 465 SUV is a laundry station located in the starboard cabin. The combination washer/dryer machine is an efficient solution to the fresh laundry needs of everyone on board. So, you can pack a little lighter and enjoy your adventures for as long as you like.



POWER AND TECHNOLOGY

Pod drives are a time-proven propulsion technology and Riviera has now launched over 1,400 pod-driven luxury motor yachts. Pods are used on such worldly vessels as the Queen Mary II cruise ship as well as a multitude of commercial craft. This proven technology has revolutionised pleasure boating. Pod drives offer an excellent power-to-weight ratio delivering improved performance, enhanced torque, improved fuel-efficiency, simple manoeuvrability, reduced environmental impact and quiet operation thanks to underwater exhausts. In simplified terms, Volvo Penta's innovative Inboard Propulsion System (IPS) features twin pod drive units, each of which is capable of turning independently to provide the correct thrust to move the yacht in the exact direction required, by the skipper easily controlling the system with either a steering wheel and throttles or a joystick.

The 465 SUV has two joysticks, one at the helm and another mounted to port in her cockpit. She also offers the option of Dynamic Positioning System (DPS) for station-holding while preparing lines and fenders or while waiting off a fuel jetty, the convenience of autopilot, manual trimming with optional auto-trim, as well as a highly efficient Anti-Corrosion Protection (ACP) unit mounted to the transom to reduce the maintenance of sacrificial anodes.

The forward-facing, counter-rotating propellers are protected by the premium antifoul coating Prospeed to achieve a long service-life, as well as stainless steel line cutters from Volvo Penta, located between the propellers for protection from fishing lines, plastic bags or nets. The line cutters create a very efficient rotating cutting action to protect the propellers and shaft sealing without increasing drag or fuel burn.

The 465 employs the revolutionary Volvo Penta D8-IPS 800 propulsion system with twin D8 diesel engines and IPS pod-drives (2x 441kW/600hp). This is a perfectly matched drive package for the 465 and the system's Class 5 commercial rating assures reliability and durability. Additionally, the IPS package is fully certified under the Det Norske Veritas and Germanischer Lloyd (DNV GL) classification system.

ENGINEERING EXCELLENCE

The clean and uncluttered engine room – with acoustic and thermal insulation and LED lighting – highlights the skilled consideration for which Riviera engineering is respected globally. The impressive air-intake system helps keep the engine room temperature below the manufacturer's recommendation, reducing fuel consumption even further.

All onboard drains feed into sumps while an advanced mist-elimination system with vanes draws moisture from the air and feeds directly overboard. Three automatic bilge pumps and one manual bilge pump are located at various points throughout the hull and also pump directly overboard.

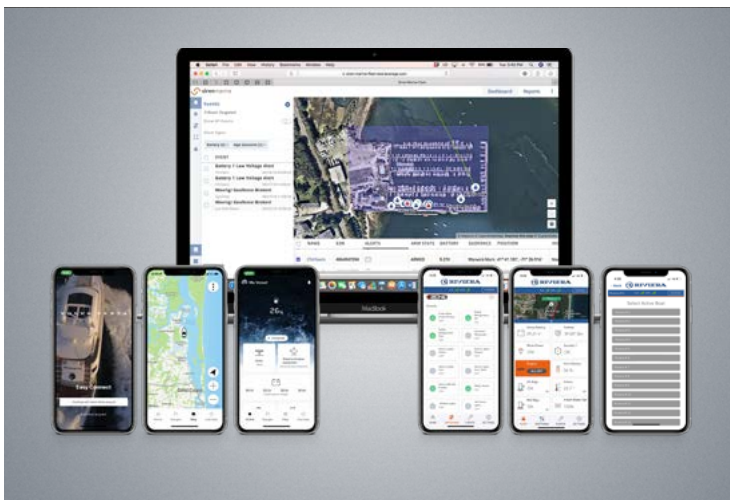
WINDOW TO THE FUTURE

Volvo Penta's state-of-the-art Glass Cockpit navigation and monitoring system blends new technology with dependability and practical functionality and can be fully optioned to the 465 SUV. The Glass Cockpit system provides a very clean, easy-to-use system with enhanced overview and control of both engines and navigation, including GPS, sounder and radar, even autopilot and optional charts – and all in one place and in the one system. Integrated with the IPS Electronic Vessel Control (EVC) system, the Glass Cockpit gathers all driver information and displays it in one location. The easy-to-handle, touchscreen displays give you instant data and control. The ergonomic design and interface for the dashboard offers push buttons on the controls and touch-buttons on the screens.

Just one clever feature of the Glass Cockpit is the unique auto-guidance feature that – based on the yacht's draft and your desired safety distance to obstacles – searches through all relevant charts to create a route you can follow and avoid shallow water, buoys and other obstacles. Coupled with the autopilot, it not only shows the way, it can also take you there.

Added peace of mind is having the Volvo Penta Connect System which allows servicing dealers to connect to your vessel when in cell phone range.





CZONE SIMPLICITY

The fully-integrated CZone digital switching system enhances the ease of monitoring and operation of the Riviera 465's onboard systems – including tanks – and extends centralised touchscreen control to lighting, pumps, batteries, entertainment systems and appliances. CZone allows owners to operate multiple circuits at a single touch, energising all lighting and electrics depending on your requirements. It comes pre-programmed with three modes – ‘Entertaining’, ‘Cruising’ and ‘Dock-unattended’ – and these modes can be customised.

Other user-friendly features include interior light-dimming, timer controls, automated circuit control, wiper speed and wash functions. There's also a ‘Service’ mode that shuts down all power and systems.

Based on industry-proven Controller Area Network (CAN) technology, the CZone system offers DC and AC switching and over-current protection. Full systems monitoring (with alarms) including AC voltage, current frequency and kilowatts, DC voltage, current and remaining battery capacity, along with fluid tank levels and indication for systems in operation, is clearly displayed on the touchscreen at the saloon entrance. There's also the option of additional iPad connectivity so you can control CZone from anywhere on board your yacht.

INNOVATIVE OPTIONS

Electric roller blind window furnishings, single-glance helm control with cameras to aft, cockpit, bow anchor and engine room with direct feed to helm navigation screens, Volvo DPS and Siren Marine remote monitoring and control.

IMPECCABLE PEDIGREE

Every Riviera combines superior-strength with a watertight collision bulkhead forward, and independent compartments throughout the hull. Our legendary build-quality also features vinyl ester resin in the outer layer of lamination to increase the ability to withstand water absorption. An isophthalic gelcoat exterior provides an impeccable and hard-wearing surface finish. From the waterline down, the hull is solid GRP with reinforced bottom, keel and chines. Structural core material is used in the hull flanks, main deck and hardtop, while precisely-fitted, lightweight resin transfer-moulded small parts have a double-sided gelcoat finish and are pre-fitted for a perfect seal when all the major components are bonded together.

Riviera uses only 316 marine-grade stainless steel in all our exterior fastenings. All stainless steel rails feature ground and polished welds to ensure a consistently smooth and mirror finish.

We have also created convenient access to every key maintenance point throughout the yacht so any issues can be quickly identified and addressed.

INDUSTRY LEADING WARRANTIES

We support all of our yachts with industry-leading warranties – 2-year express and 7-year structural limited warranties. In addition, with all our Volvo Penta powered yachts, we offer a 5-year Volvo Penta systems and electronics limited warranty.

Life is too short for needless compromise. So when it comes time to invest in your dream motor yacht, why settle for a lesser option when you can enjoy all that makes up a Riviera.

465 SUV SPECIFICATIONS

Length Overall <small>(inc. swim platform and bow sprit)</small>	15.90 m	52' 2"
Hull Length (Lh to ISO8666) *	14.30 m	46' 11"
Beam <small>(inc. gunwale)</small>	4.76 m	15' 7"
Maximum Draft <small>(inc. props)</small>	1.33 m	4' 4"
Dry Weight ** <small>(approx. depends on engines & options)</small>	21,925 kg	48,336 lb
Fuel Capacity ***	2,500 L	660 US gal
Water Capacity ***	500 L	132 US gal
Holding Tank Capacity ***	151 L	40 US gal

Sleeping Capacity	6 persons	
Cockpit Area	5.67 m ²	61.03 ft ²
Mezzanine Deck	5.00 m ²	53.82 ft ²
Total	10.67 m ²	114.85 ft ²
Bridge Clearance	4.36 m	14' 4"
Standard Engine	Volvo Penta D8 IPS 800 x 2	
	441 kW	600 hp each

*Specifications may vary on a regional basis.

CLARIFICATION AND OUR CARE FOR YOUR INFORMATION

* Length of the hull (Lh) to ISO8666: includes all structural and integral parts (i.e. the moulded length of the hull). It excludes parts that can be removed in a non-destructive manner without affecting the structural integrity of the craft (e.g. pulpits, outdrives, driving platforms, rubbing strakes).

** Dry weight represents the estimated minimum weight of a yacht with standard engines and options, no fuel or water on board, no equipment or provisions and no personnel. The stated dry weight may be exceeded.

*** Denotes net tank capacity. For useable capacity do not rely on more than 90% of tank capacity. Actual capacity will vary according to yacht trim and sea state. Speeds are subject to normal weather conditions, fuel and/or water levels, passengers and equipment loads.

Due to the constant refinement of specifications and design by Riviera Australia, the information in this document may change without notice. Specifications may vary with time and by region. Some images or illustrations in this brochure may include options or custom details. Please note that as safety equipment specifications or standards vary by country, this aspect of your purchase will need to be completed by you and/or your Riviera representative. Please refer to your Riviera representative for specific warranty cover and the latest detailed list of inclusions and options prior to purchase.



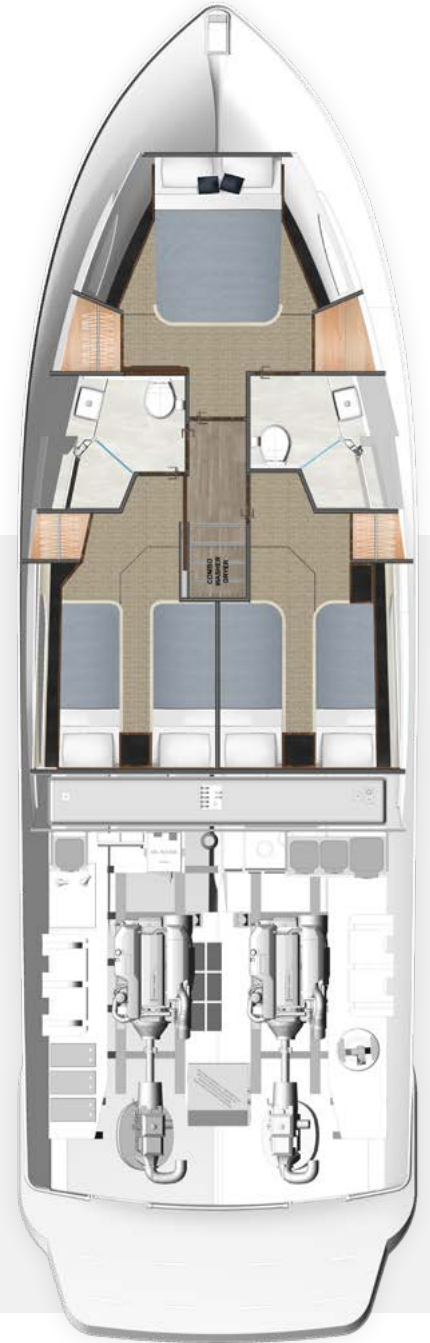
HARDTOP



SALOON DECK



ACCOMMODATION DECK



ACCOMMODATION DECK
Shown with optional twin beds to port



RIVIERA TODAY

Welcome to the largest luxury yacht building facility in the Southern Hemisphere, our purpose-built, state-of-the-art 16.8 hectare site at Coomera, Gold Coast, Australia. Our proud heritage is a significant point of difference with the experience gained over 42 years launching over 5,900 luxury motor yachts. Handcrafting yachts internationally praised for their peerless quality, materials, structural strength, ease of operation and fine luxury finish.

Safety at sea is paramount and today's Riviera yachts are renowned for their blue water capability. So too is the passion for excellence shared by our award-winning Riviera team, maintaining a tradition of enduring quality that means your Riviera retains its value.

Today, Riviera builds the most advanced motor yachts ever, exporting around 55% of our annual production to a global dealer network spanning every continent. We design and build luxury motor yachts from 39 to 78 feet in length across six distinct model collections. Owners can choose from the proven blue water Flybridge range, stylish and sophisticated Sport Yachts, the sporty and adventurous SUV series, long-range Sports Motor Yacht designs, the luxurious new Motor Yacht or the classic Belize Motor Yachts. New models designed to inspire. It's all part of a deep-seated culture of customer care which goes beyond after-sales support and maintenance. When you acquire a Riviera, you join a family of fellow owners worldwide sharing adventures and advancing their boating knowledge and experiences in harmony with us.



RivieraAustralia.com