



HAND CRAFTED BY AUSTRALIA'S MOST AWARDED LUXURY MOTOR YACHT BUILDER

FREEDOM AND ADVENTURE ON A GRAND SCALE



645 SUV

Edition 23.2

TWO SPECTACULAR MOTOR YACHTS IN ONE

Picture life on board your brilliant new Riviera SUV adventure yacht, surrounded in luxury, totally relaxed and taking every opportunity to create precious memories your friends and loved ones will remember forever.

The Riviera design team in collaboration with 4D Designs has created a stunning addition to the Riviera SUV Collection. A perfect fusion of the high performance and wide open cockpit of Riviera's Flybridge Motor Yachts and the luxurious single-level, alfresco entertaining style of the award-winning Riviera Sport Yachts.

Take the helm of two spectacular motor yachts in one — and experience one great adventure after another.

RIVIERA SUV COLLECTION

395 • 445 • 465 • 505 • 545 • 585 • 645



“On behalf of the 900-strong Riviera team, I am proud to introduce our magnificent 645 SUV, created to Riviera’s world-class standards on Australia’s Gold Coast.”

A handwritten signature in black ink, which appears to read "Rodney Longhurst". The signature is fluid and cursive.

Rodney Longhurst
Owner - Riviera





MAXIMIZE YOUR BOATING ENJOYMENT

The Riviera design team in collaboration with 4D designs has created this unique motor yacht. And everything about Riviera's 645 SUV is impressive. The 645 has the largest water sports and fishing cockpit of all the models in our SUV Collection. When the alfresco deck opens up to our most spacious SUV saloon and galley, the single-level living plan is spectacular. And of course the 645 offers our largest SUV accommodation deck with a full-beam master stateroom.

Choose three or four staterooms with three bathrooms plus an optional lower lounge and crew cabin, utility room or additional accommodation.

The triple helm station is expansive and the stand-up engine room is equally generous. And when it comes to performance, the twin shaft drive MAN turbo diesel engine options are the most powerful on offer in our SUV range.

You can personalise your 645 SUV with an array of interior packages and two design styles — the more traditional Classic Edition or avant-garde Newport Edition. Whichever you choose, from boarding platform to bow, you'll relish the Riviera attention to detail, handcrafted luxury and exceptional operational technology.

Picture yourself on board your Riviera 645 SUV, exploring the great waterways of the world, diving in the Bahamas or sport fishing on the Reef. Magic.



GREAT ADVENTURES START HERE

The 645 is the flagship of Riviera's SUV collection and her sleek, powerful lines cast a majestic aura. What's most impressive is the myriad of discreet design ideas that set Riviera apart as one of the world's great luxury motor yacht builders.

As you step aboard, you'll notice the large boarding platform with a fixed hob from the transom to allow free access when your tender or jetski is secured. A hydraulic lifter makes it easy to launch or retrieve watercraft, and the swim platform serves as a beach when partly submerged — perfect for water sports, children or pets. Step easily from the dock and enter via outward-opening transom doors. At anchor, both doors open a full 180 degrees and lock flat against the transom, extending the cockpit out and around the boarding platform. You'll appreciate the ample storage and the deck is provisioned to fit a game chair or table.

Entertaining is easy with a fridge/freezer, insulated icebox, barbecue station and wet bar. Imagine your family and friends in the cockpit now — it's sunset and you've found the ideal anchorage in a secluded bay, everyone is relaxed and enjoying refreshments as stories of the day's activities are shared.



Classic Edition shown with options





THE ENTERTAINING FOREDECK

Riviera's flagship SUV features wide side decks with raised coamings illuminated in soft blue LED light, the sure-footed grip of non-skid surfaces and the reassuring support of 316 marine-grade stainless steel handrails all designed to make movements aboard confident.

Time for a break? At anchor the foredeck becomes a fabulous entertaining area with comfortable all-weather lounges creating a U-shaped, 8-seater relaxation station complete with generous iceboxes and a dedicated sound system. Or choose the sun pad option and stretch out with a good book and a sea breeze under a perfect stow-away awning.

Left - Classic Edition foredeck shown with options

Right - Newport Edition foredeck shown with options



AN ALL-SEASONS ALFRESCO DECK

The largest alfresco deck in our SUV model range, it effectively increases saloon-level living area by a third. A beautiful space, offering privacy and protection from the weather, this is the entertaining centre of your yacht. To fully appreciate this clever design, slide open the tinted glass door, then open out the large tinted glass awning window. Now the alfresco deck connects and flows through to the saloon and galley.

A large tinted sunroof above provides soft atrium light and with the push of a button slides open to invite a refreshing sea breeze. There are two supremely-comfortable lounges either side. The L-shaped starboard lounge wraps around a handcrafted folding teak table and there's a large insulated locker under the seat. The space under the port lounge is also put to good use with an infill cushion that easily converts the lounge into a superb daybed — perfect for lazy afternoons.

Forward of the lounge is an icemaker and concealed rubbish bin. In concert with the natural teak decking at your feet and soft concealed lighting above, you'll savour the alfresco ambiance day and night. A portside TV folds down from above for those important televised moments that must be seen and shared live.







ISLAND BENCH GALLEY DESIGN

The ultra-modern galley of your 645 SUV could easily pass for a fine designer kitchen. The island bench allows a clear passage to and from the alfresco deck via the galley or the saloon.

A suite of premium appliances is beautifully integrated into the handcrafted Riviera joinery of varnished exotic timbers. Additional storage lockers are built in overhead, along with pantry and crockery drawers.

Extended time aboard demands a lot of refrigeration which is why your 645 SUV has two large fridge drawers, two large freezer drawers and a wine cooler. And you'll appreciate the dishwasher when it's clean-up time. Bathed in natural light, this is an inspired space to enjoy food preparation and socialising.



LUXURIOUS SALOON

At first glance the saloon of your 645 SUV is large and luxurious with a superb L-shaped leather lounge and matching ottoman. And while most of your meals will be enjoyed on the alfresco deck, Riviera's design team has created a brilliant, second dining option with a solid timber table that easily folds out from the lounge. Forward of the lounge is a fully-equipped wet bar with superbly-appointed cocktail cabinet. So, you can start the party without interrupting what's happening in the galley.

Or you could decide to option this space as an occasional lounge with two facing seats, handcrafted in leather. Throughout the saloon our designers have captured a wonderful ambiance, always peaceful and quiet using the finest of fabrics and leatherette panelling.

In true motor yacht style, the saloon features a space-saving portside door giving you quick and easy access to the side and foredeck.



Classic Edition shown with wet bar option







THE JOY OF BEING IN COMMAND

Deeply comfortable, hand-stitched leather creates a mood of pure luxury. Your fully-adjustable helm chair sits on the centerline of this magnificent motor yacht with outstanding visibility through the curved, tempered glass windscreen. Two companion chairs portside complete the helm station, an ultra-modern technology capsule brimming with touchscreen technology, all fingertip-controlled and all designed to make your boating even easier and more enjoyable.

The 645 SUV is shaft-driven with power provided by a choice of highly-spirited twin MAN V8 or V12 engines. Few boating experiences compare with the thrill of being in command of one of these exceptional yachts.

INNOVATION ENHANCES ENJOYMENT

Riviera's commitment to innovation is evident throughout this flagship — innovative design and technology to enhance both lifestyle and ease of operation. There are examples of both in the saloon helm area.

Firstly, a touch-button electric sunroof housed in the headliner — with heat film tinted glass — opens the space, and the senses, to blue sky and the natural elements. Secondly, a monitoring system providing skipper and crew with single-glance control through live vision of the bow anchor, cockpit and engine room displayed through helm navigation screens. Effortless, easy and intuitive.





FOUR STATEROOMS THREE BATHROOMS

Where flexibility meets absolute luxury, the Riviera 645 SUV has been designed to fulfil your desires to go further and stay away for longer. The 645 boasts a four stateroom design with full-beam master suite. Or choose the three stateroom layout which replaces the starboard guest stateroom with a lower lounge. There's also the option for an aft crew cabin with separate access utility room or additional accommodation.







A PRESIDENTIAL MASTER STATEROOM

Spanning the full beam of your 645 SUV, the master stateroom is a truly spacious retreat, complete with a luxury ensuite bathroom located aft. Boutique bedside tables, grain-matched with leather inlays and a highly-polished timber drawer unit to starboard, add that 5 star feeling. Lush deep pile carpet and an elegant chaise lounge to port complete the luxe style. Large hull windows fill the space with natural light and a special feeling of being at one with your surrounds.

And when it comes to storage we know you plan on being away for extended periods. Hence your queen island bed hinges up on the port side as if weightless on gas struts, providing easy access to a handy storage area perfect for suitcases and spare bedding. The finely-crafted, cedar-lined hanging lockers feature shoe shelves, 'his' and 'hers' full-length hanging space and a thoughtful Riviera extra — a safe for your valuables. Retreat, relax and unwind.

VIP STATEROOM WITH ENSUITE

Guests will feel very privileged in their VIP stateroom with private entry, private ensuite, a walk-around queen-sized bed and natural light from stylish tinted glass hull panels.

The adjoining VIP ensuite is a wholly contemporary designer space. Luxury appointments include a handcrafted designer vanity, full-sized shower with frameless glass door and even a tinted hull window with opening porthole.





A VERY CLEVER GUEST STATEROOM PORTSIDE

The guest stateroom to port has an inspired touch of flexibility. Simply press a button and the inboard single berth will simply slide across to form a beautiful, restful double. There's ample storage, an entertainment centre, hanging locker and hull window with opening porthole.

This stateroom shares a combination two-way entry ensuite/day head, and your guests will always be amazed by the space, luxuries and design flair.





FOURTH CABIN TO STARBOARD

The fourth cabin enjoys natural light from the tinted hull window and fresh sea air at anchor, courtesy of an opening porthole. There are two adult-sized Pullman-style beds overlapping at 90 degrees, a storage locker and private entrance door. Guests share the ensuite of the third stateroom via the day head entry.

When the finest materials meet superior flair and commitment, true luxury is created. That's exactly what you and your guests will experience on the accommodation deck of this unique yacht.





Custom options shown

DEDICATED LAUNDRY, UTILITY ROOM, CREW CABIN OR ADDITIONAL ACCOMMODATION


The alfresco deck access to the engine room also connects through to the versatile aft crew cabin or utility space. This space can also be accessed from the master stateroom ensuite and offers you a range of choices.

You can use it to accommodate crew, additional guests or deploy it as a very practical utility room to store all your diving, fishing and water sports equipment. From the cockpit you can pass down all your rods and reels, fishing gear, wetsuits, snorkelling or diving gear through to the utility room and hose it all down on the self-draining floor.

If you would prefer to use this space to accommodate crew, the aft crew cabin option features a standard of appointments you expect from Riviera: a private separate entrance via the alfresco deck engine room hatch; air conditioning; single berth bed; storage locker; opening porthole; shower; head, and; vanity.

Another popular option for those with large families planning longer range voyages is to use this space as a dedicated laundry, with a separate washing machine and dryer plus plenty of bench space for sorting and folding.

RIVIERA 645 SUV - CLASSIC EDITION



HARDTOP
Classic hardtop and foredeck seating



SALOON DECK
Classic saloon, alfresco and cockpit seating with optional foredeck awning

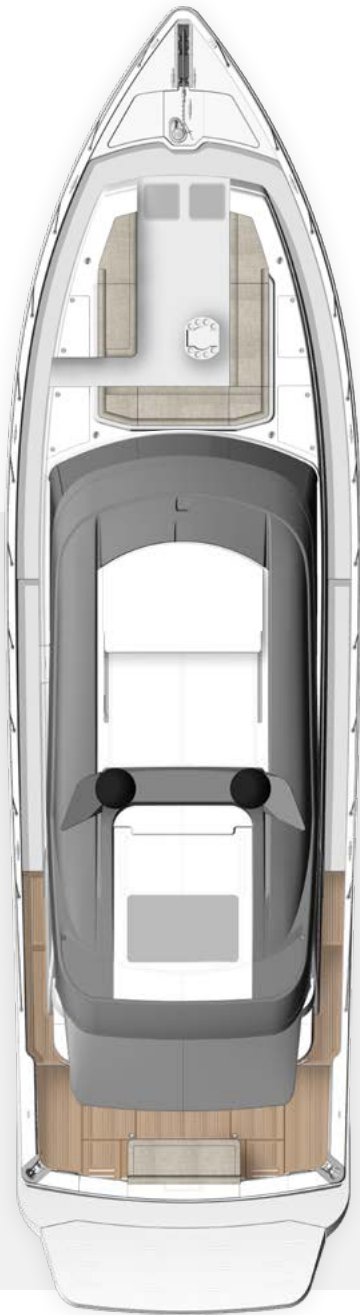


SALOON DECK
Shown with optional Club Lounge, foredeck seating and teak and bait tank



ACCOMMODATION DECK
Classic 4 cabin layout with utility/laundry room

RIVIERA 645 SUV - NEWPORT EDITION



HARDTOP
Newport hardtop and foredeck seating



SALOON DECK
Newport saloon, alfresco and cockpit seating with optional foredeck awning



SALOON DECK
Shown with optional foredeck seating and teak and bait tank



ACCOMMODATION DECK
Shown with optional lower lounge with single crew cabin/laundry

645 SUV SPECIFICATIONS

Length Overall <small>(inc. swim platform and bow sprit)</small>	21.23 m	69' 8"	Sleeping Capacity	8 persons + 1 crew	
Hull Length (Lh to ISO8666) *	19.41 m	63' 8"	Cockpit Area	9.10 m ²	97.95 ft ²
Beam (inc. gunwale)	5.80 m	19' 1"	Mezzanine Deck	7.60 m ²	81.81 ft ²
Maximum Draft (inc. props)	1.62 m	5' 3"	Total	16.70 m ²	179.76 ft ²
Dry Weight ** <small>(approx. depends on engines & options)</small>	39,970 kg	88,119 lb	Engine Option		
Fuel Capacity ***	6,500 L	1,717 US gal	MAN V8 Shaft Drive 1300 x 2	956 kW	1,300 hp each
Water Capacity ***	750 L	198 US gal	Engine Option		
Holding Tank Capacity ***	500 L	132 US gal	MAN V12 Shaft Drive 1550 x 2	1,140 kW	1,550 hp each

*Specifications may vary on a regional basis.

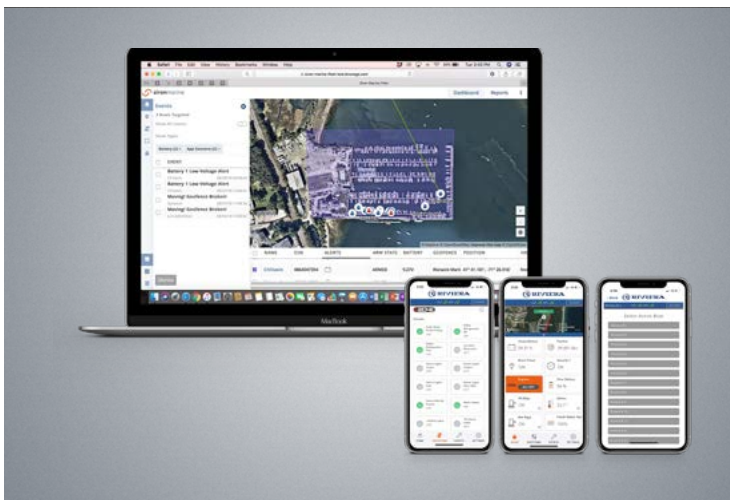
CLARIFICATION AND OUR CARE FOR YOUR INFORMATION

* Length of the hull (Lh) to ISO8666: includes all structural and integral parts (i.e. the moulded length of the hull). It excludes parts that can be removed in a non-destructive manner without affecting the structural integrity of the craft (e.g. pulpits, outdrives, driving platforms, rubbing strakes).

** Dry weight represents the estimated minimum weight of a yacht with standard engines and options, no fuel or water on board, no equipment or provisions and no personnel. The stated dry weight may be exceeded.

*** Denotes net tank capacity. For useable capacity do not rely on more than 90% of tank capacity. Actual capacity will vary according to yacht trim and sea state. Speeds are subject to normal weather conditions, fuel and/or water levels, passengers and equipment loads.

Due to the constant refinement of specifications and design by Riviera Australia, the information in this document may change without notice. Specifications may vary with time and by region. Some images or illustrations in this brochure may include options or custom details. Please note that as safety equipment specifications or standards vary by country, this aspect of your purchase will need to be completed by you and/or your Riviera representative. Please refer to your Riviera representative for specific warranty cover and the latest detailed list of inclusions and options prior to purchase.





RIVIERA TODAY

Welcome to the largest luxury yacht building facility in the Southern Hemisphere, our purpose-built, state-of-the-art 16.8 hectare site at Coomera, Gold Coast, Australia. Our proud heritage is a significant point of difference with the experience gained over 42 years launching over 5,900 luxury motor yachts. Handcrafting yachts internationally praised for their peerless quality, materials, structural strength, ease of operation and fine luxury finish.

Safety at sea is paramount and today's Riviera yachts are renowned for their blue water capability. So too is the passion for excellence shared by our award-winning Riviera team, maintaining a tradition of enduring quality that means your Riviera retains its value.

Today, Riviera builds the most advanced motor yachts ever, exporting around 55% of our annual production to a global dealer network spanning every continent. We design and build luxury motor yachts from 39 to 78 feet in length across six distinct model collections. Owners can choose from the proven blue water Flybridge range, stylish and sophisticated Sport Yachts, the sporty and adventurous SUV series, long-range Sports Motor Yacht designs, the luxurious new Motor Yacht or the classic Belize Motor Yachts. New models designed to inspire. It's all part of a deep-seated culture of customer care which goes beyond after-sales support and maintenance. When you acquire a Riviera, you join a family of fellow owners worldwide sharing adventures and advancing their boating knowledge and experiences in harmony with us.



RivieraAustralia.com